



Baltic Marine Environment Protection Commission

Key results of streamlining



HELCOM



Make HELCOM more

effective and flexible

Better focus

Where HELCOM has clear added value

Targeting policymakers first


Improved documentation



Less issues raised but more visibility



Focus on policy relevance



HELCOM Pollution Load Compilation and policy-relevance:

- timing of assessments
- releasing main data and results asap
- presentation

Eventually raising the profile / recognition of PLC



HELCOM

HELCOM Pollution Load Compilation products /data entry points:

- core indicator on nutrient inputs
- CART follow-up assessment tool
- Periodic PLC
- EMEP reports
- Baltic Sea environment fact sheets
- HELCOM GIS map and data service
- in the future PLC database interface



HELCOM

Do we need a strategy/vision for preparing and releasing next generation of PLC products?

- with timetables
- defining unique assessment products
- addressing issue of different needs - regional vs national
- stressing scientific quality
- access to data
- new approach to presenting the results
- web and printed publications



HELCOM

PLC-6?



HELCOM

A poor caption, needlessly
redundant with the figure

A more effective caption, stating
the authors' point as a sentence

Most readers cannot tell
from the diagram alone
if the match should here
be regarded as accurate.

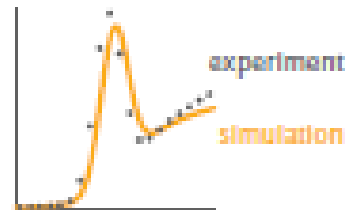


Fig. 5 Comparison between
simulation and experiment

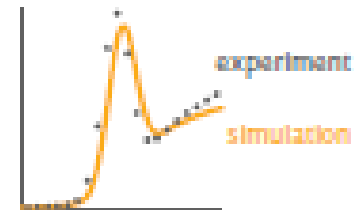


Fig. 5 Our simulation matches
the experimental data accurately.

Traditions, templates and group leaders – Barriers to effective communication by Jean-luc Doumont



HELCOM

HELCOM



www.helcom.fi