


# QUANTIFICATION OF NUTRIENT CONTENT IN LIVESTOCK MANURE – THE DANISH NORMATIVE SYSTEM

*Hanne Damgaard Poulsen & Peter Lund  
Department of Animal Science, Aarhus University, Denmark*

# STANDARD VALUES FOR FARM MANURE

- Denmark has a long tradition for calculating standards for manure composition and content of nitrogen (N), phosphorus (P) and potassium (K).
- The first standards were very rough estimates, as the basis for the calculations was mainly theoretical.
- The complexity and dynamics of the system have increased over the years and are now based on input of data from Danish farmers, dairies and slaughter houses on e.g. feeding level, milk production and slaughter weight.

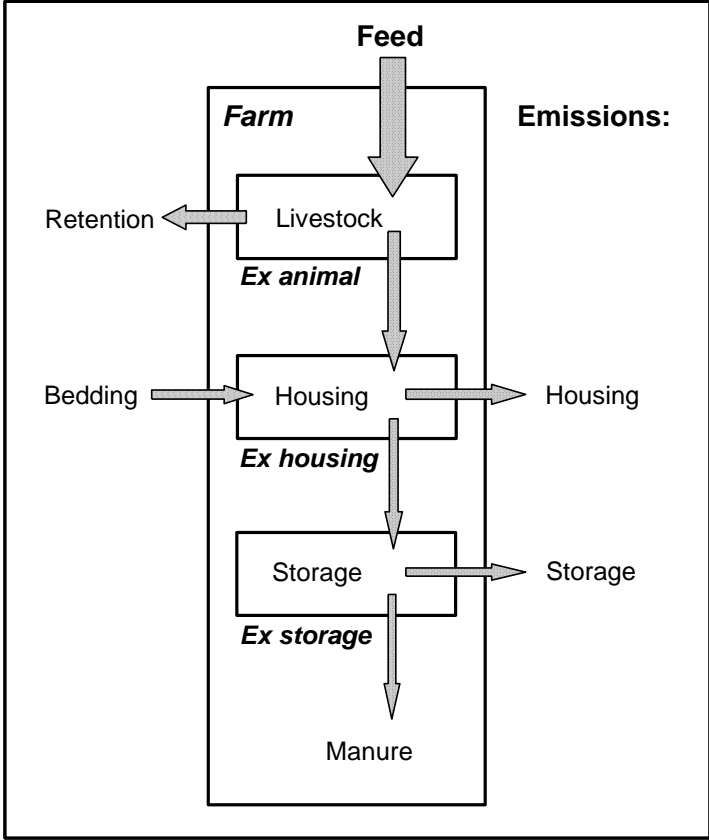


# THE DANISH NORMATIVE SYSTEM

The *ex storage* values on N, P, K, dry matter, volume are used for many purposes:

- Yearly fertilizer planning on every farm with livestock and control of N utilization in manure (Danish Plant Directorate)
- Definitions of livestock unit (1 LU corresponds to 100 kg N *ex storage*)
- Nitrate directive and further environmental issues (regulations)
- Calculation of N, P, K and volume in manure (annually on a total basis for Denmark)
- Calculation of ammonia emission in Denmark
- Calculation of methane emission in Denmark

# FLOW CHART



# LIVESTOCK GROUPS

- Cattle (13 categories)
- Pigs (3 categories)
- Poultry (17 categories)
- Goats and sheep (4 categories)
- Fur animals (3 categories)
- Horses (4 categories)

# CATTLE & PIGS

---

Dairy cow, heavy breed, per year

Dairy cow, Jersey, per year

Heifer calf, heavy breed, 0-6 months

Heifer calf, Jersey, 0-6 months

Heifer, heavy breed, 6-27 months

Heifer, Jersey, 6-25 months

Bull calf, heavy breed, 0-6 months

Bull calf, Jersey, 0-6 months

Bull, heavy breed, 6 months to 440 kg

Bull, Jersey, 6 months to 328 kg

Piglet (7.1 – 31 kg)

Slaughter pig (31-110 kg)

Sow (including 30 piglets to weaning)

Suckler cows, < 400 kg

Suckler cows, 400-600 kg

Suckler cows, > 600 kg

# HOUSING SYSTEMS

## Dairy cows

---

Tie-up housing system with dung channel

Tie-up housing system with floor grating

Cubicles with solid floor

Cubicles with slatted floor

Deep litter (throughout area)

Deep litter, feeding area with slatted floor

Straw-bedded sloped floor

---

## Growing-finishing pigs

---

Totally slatted floor

Partially slatted floor

Solid floor

Sub-divided lying area

Deep litter

# MANURE TYPES

## Dairy cows

Slurry

Deep litter

Separate manure + liquid manure

Deep litter + slurry

## Growing-finishing pigs

Slurry

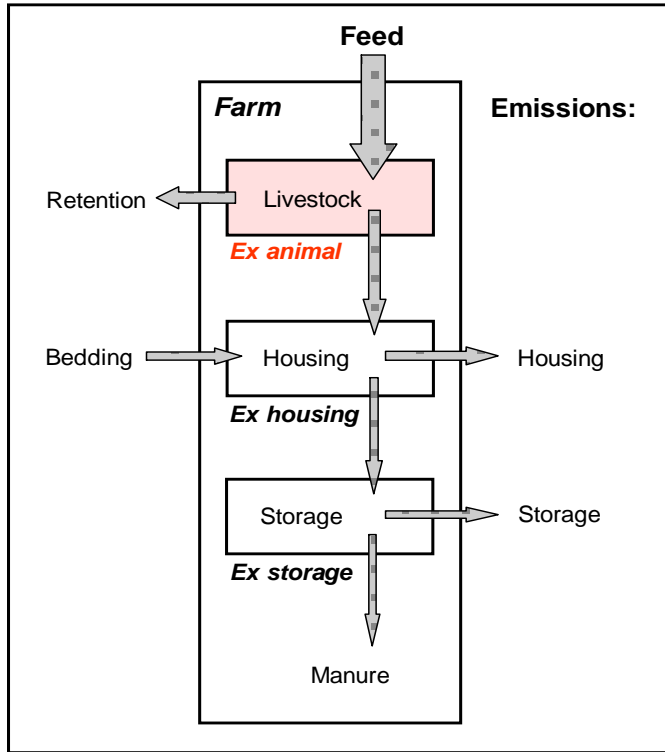
Deep litter

Separate manure + liquid manure

Deep litter + slurry



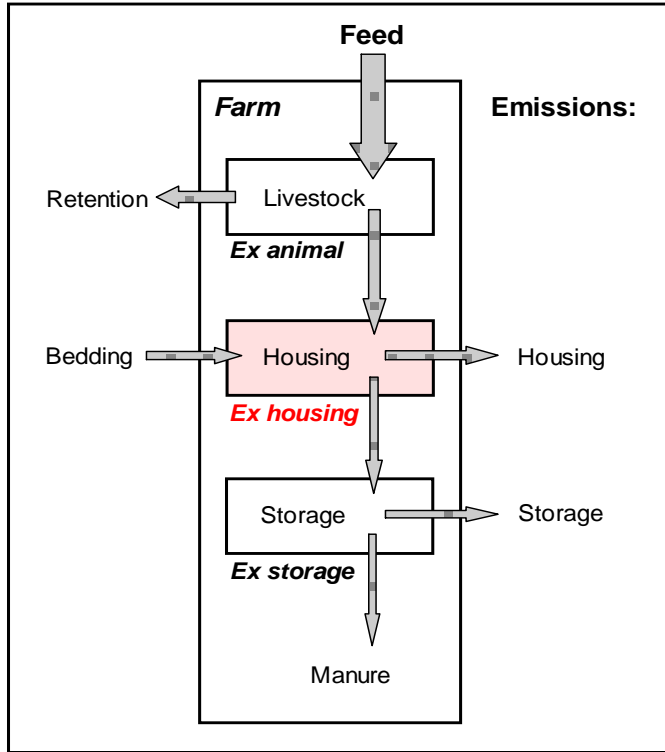
# EX ANIMAL



- Recordings and calculations of feed intake (**farm data**)
- Statistics on nutrient content (**farm data**)
- Nutrient retention in the animal and products is calculated based on standard values obtained from published literature and then subtracted.
- The separated excretion of nutrients into faecal and urinary fractions is also calculated using digestibility coefficients of the different nutrients.

Nutrient flow = feed intake × dietary nutrient concentrations - nutrient retention in body and products

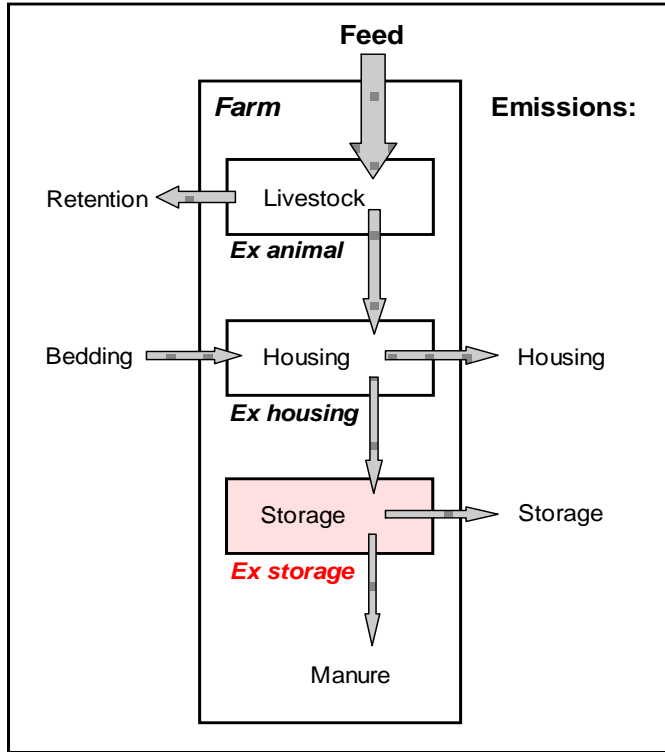
# EX HOUSING



- For each species (and subclass) data for relevant housing systems
- Default values for N loss due to emissions are included based on TAN (total ammonia nitrogen).
- Contributions of nutrients from bedding materials are added.
- For each housing system the manure type is defined.

Nutrient flow = nutrient content (*ex animal*) - emissions + bedding

# EX STORAGE



- Losses of N (due to emissions of ammonia and denitrification) and dry matter are subtracted.
- Formation of ammonia
- Redistribution of nutrients due to leakage of juice from faeces etc.
- Rain

Nutrient flow = nutrient content (*ex housing*) - emissions

# MODEL OUTPUT

- Nitrogen (N, NH<sub>3</sub>-N)
- Phosphorous (P)
- Potassium (K)
- Dry matter
- Volume

# MODEL OUTPUT

1 cow per year, heavy breed

## Preconditions :

Milk yield, kg milk/cow per year:	7450
Milk protein, kg/cow per year:	251
FU per cow per year:	6030
Crude protein per FU:	176
Digestible crude protein, g per FU:	131
Phosphorus, g per FU:	5.1
Feed efficiency, %:	82

## Ex animal, total excretion:

Amount:	177 tons
N:	128 kg
P:	23.0 kg
K:	100.0 kg

Amount ex storage: Housing system	Manure type	Manure, t	Dry matter, percentage	Total content:				Content per t manure			
				Kg N	Kg NH <sub>4</sub> -N	Kg P	Kg K	Kg N	Kg NH <sub>4</sub> -N	Kg P	Kg K
Tie-up housing system with dung channel	Manure + liquid manure	10.80	20.0	54.8	13.7	21.3	33.6	5.08	1.27	1.97	3.12
		10.41	3.4	58.5	53.8	2.1	72.6	5.62	5.17	0.20	6.98
Tie-up housing system with floor grating	Manure + liquid manure	19.84	10.6	121.7	84.5	23.4	106.3	6.14	4.26	1.18	5.36
Cubicles with solid floor	Slurry	23.17	9.1	115.3	68.0	23.4	106.3	4.98	2.93	1.01	4.59
Cubicles with slatted floor	Slurry	23.17	9.1	121.7	73.9	23.4	106.3	5.25	3.19	1.01	4.59
Deep litter (throughout area)	Deep litter	15.62	30.0	128.5	32.1	26.5	158.6	8.23	2.06	1.69	10.15
Deep litter, feeding area with slatted floor	Deep litter + slurry	8.27	31.0	65.8	16.4	13.5	83.5	7.96	1.99	1.63	10.10
		13.05	6.6	59.6	33.8	11.5	50.0	4.57	2.59	0.88	3.83
Straw-bedded sloped floor	Deep litter	14.71	24.0	108.4	27.1	24.2	120.9	7.37	1.84	1.65	8.22

# CORRECTION FOR OWN DATA

- **Correction for yield, dairy cow heavy breed, 146.4 kg N ex animal :**
- For each 100 kg ECM deviation from 10.120 kg EKM is 0.54 % of N and P excretion added/subtracted.
- 9.500 kg ECM ( -620 kg):  $6.20 \times 0.54 \% = 3.35 \%$
- N excretion =  $0.9654 \times 146.4 = 141.5$  kg N ex animal

# CORRECTION FOR OWN DATA

- **Correction for yield, feed intake and feed composition, dairy cow, heavy breed, 146.4 kg N ex animal :**
- Correction-factor for differences in yield, feed intake and feed composition:  
$$\frac{((\text{kg feed dry matter per cow per year} \times \text{g crude protein per kg feed dry matter}/6250) - (\text{kg milk per cow per year} \times \text{\%protein in milk}/638) - 1.73)}{146.41}$$
- (Standard: 7739 kg feed dry matter per cow per year; 163 g crude protein pr. kg feed dry matter; 10044 kg milk per cow per year; 3.41 % protein in milk)
- 8000 kg feed dry matter per cow per year, 165 g crude protein per kg feed dry matter, milk yield 10000 kg mælk per cow per year, milk protein content 3.40 %
- Korrektionfaktor =  $\frac{((8000 \times 165/6250) - (10000 \times 3.40/638) - 1.73)}{146.41} = 1.067$
- N excretion =  $1.067 \times 146.4 = \mathbf{156.2}$  kg N ex animal

# INTERNET

Website: <http://anis.au.dk/forskning/sektioner/husdyrernaering-og-miljoe/normtal/>



# EVALUATION OF THE DANISH SYSTEM

- A dynamic and flexible system based on updated and realistic default values and recent data from farms
- Detailed system with more than 150 categories (animals and housing systems)
- Each farmer should be able to identify his production
- Possibility to use correction factors to be used instead of default values
- Comprises N, P, K, dry matter and volume
- Adapted to Danish livestock production (very detailed)
- Needs to be updated regularly to be "realistic" and useful
- Every step in the calculations needs to be described and documented to keep the system reliable
- Volumes is currently provides as an extra service and needs to be updated in the current form (water addition during housing and storage)

**Thank you**